Bronze Fittings Class 125
Bronze Flanges Class 150

***See page 83 for Lead Free**

Bronze Fittings Class 125
Bronze Flanges Class 150

Bronze Fitting Specifications

- SCI® branded bronze fittings are UL Listed
- Canadian Registration Numbers available at www.smithcooper.com
- Bronze fittings conform to AWWA C800
- Bronze castings conform to ASTM B62, UNS Alloy C83600
- Bronze fitting dimensions conform to ASME B16.15
- Thread protectors on all male threads
- NPT threads on all fittings conform to ASME B1.20.1
- Bronze unions conform to specification A-A-59617
- Manufacturing facilities are ISO 9001:2008
- SCI trademarked fittings and are 100% air tested
- ProPak™ Packaging

Bronze Flange Specifications

- Bronze castings conform to ASTM B62, UNS Alloy C83600
- Bronze flange dimensions conform to ASME B16.24
- NPT threads on all flanges conform to ASME B1.20.1
- Manufacturing facilities are ISO 9001:2008
- Flange dimensional data on page 196

SCI ProPak™ System

Lead Free brass fittings
See page 83 - 87

Note: Product contains brass which does not meet federal and state requirements for drinking water.

WARNING: Cancer and Reproductive Harm - www.P65Warnings.ca.gov

c UL us LISTED

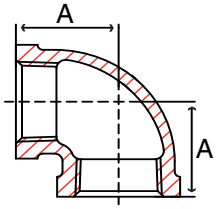

Fig. 36E 1 – 90° Elbow

Size in	Part Number	A in	Packing Inner	Packing Master	Weight lb
1/8	36E 1001C	0.54	50	800	0.1
1/4	36E 1002C	0.71	35	560	0.1
3/8	36E 1003C	0.82	45	360	0.1
1/2	36E 1004C	1.01	50	200	0.2
3/4	36E 1006C	1.18	35	140	0.3
1	36E 1010C	1.43	20	80	0.6
1-1/4	36E 1012C	1.69	20	40	0.9
1-1/2	36E 1014C	1.84	15	30	1.2
2	36E 1020C	2.12	8	16	2.0
2-1/2	36E 1024C	2.70	6	12	3.8
3	36E 1030C	3.08	-	7	4.7
4	36E 1040C	3.79	-	3	9.7

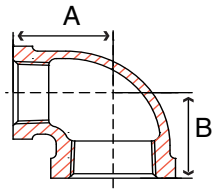

Fig. 36RE1 – 90° Reducing Elbow

Size in	Part Number	A in	B in	Packing Inner	Packing Master	Weight lb
3/8 x 1/4	36RE1003002C	0.78	0.75	60	480	0.1
1/2 x 1/4	36RE1004002C	0.98	0.97	50	400	0.2
1/2 x 3/8	36RE1004003C	0.93	0.90	50	200	0.2
3/4 x 1/4	36RE1006002C	1.08	1.05	40	160	0.2
3/4 x 3/8	36RE1006003C	1.13	1.12	40	160	0.3
3/4 x 1/2	36RE1006004C	1.11	1.08	50	200	0.4
1 x 1/2	36RE1010004C	1.24	1.20	25	100	0.5
1 x 3/4	36RE1010006C	1.31	1.30	30	120	0.5
1-1/4 x 1/2	36RE1012004C	1.53	1.34	20	80	0.6
1-1/4 x 3/4	36RE1012006C	1.48	1.39	15	60	0.7
1-1/4 x 1	36RE1012010C	1.60	1.52	10	40	0.7
1-1/2 x 1/2	36RE1014004C	1.62	1.38	15	60	0.7
1-1/2 x 3/4	36RE1014006C	1.72	1.52	15	60	0.8
1-1/2 x 1	36RE1014010C	1.72	1.55	10	40	1.0
1-1/2 x 1-1/4	36RE1014012C	1.81	1.72	8	32	1.0
2 x 1/2	36RE1020004C	1.90	1.56	10	40	1.1
2 x 3/4	36RE1020006C	1.90	1.68	10	40	1.1
2 x 1	36RE1020010C	2.02	1.73	14	28	1.4
2 x 1-1/4	36RE1020012C	2.10	1.90	10	20	1.5
2 x 1-1/2	36RE1020014C	2.07	1.89	10	20	1.6
2-1/2 x 1	36RE1024010C	2.36	1.87	8	16	2.2
2-1/2 x 1-1/4	36RE1024012C	2.44	2.03	8	16	2.6
2-1/2 x 1-1/2	36RE1024014C	2.51	2.16	8	16	2.9
2-1/2 x 2	36RE1024020C	2.60	2.39	8	16	3.1
3 x 1-1/4	36RE1030012C	2.74	2.16	5	10	2.8
3 x 1-1/2	36RE1030014C	2.80	2.28	5	10	2.7
3 x 2	36RE1030020C	2.89	2.52	-	8	4.2
3 x 2-1/2	36RE1030024C	2.99	2.83	-	8	4.0

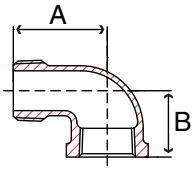

Fig. 36SE1 – 90° Street Elbow

Size in	Part Number	A in	B in	Packing Inner	Packing Master	Weight lb
1/8	36SE1001C	0.92	0.54	60	960	0.1
1/4	36SE1002C	1.11	0.71	35	560	0.1
3/8	36SE1003C	1.24	0.82	40	320	0.1
1/2	36SE1004C	1.48	1.01	75	300	0.2
3/4	36SE1006C	1.65	1.18	40	160	0.3
1	36SE1010C	1.98	1.43	40	80	0.5
1-1/4	36SE1012C	2.24	1.69	25	50	0.8
1-1/2	36SE1014C	2.46	1.84	9	36	1.1
2	36SE1020C	2.88	2.12	10	20	2.0
2-1/2	36SE1024C	3.86	2.70	-	10	4.0
3	36SE1030C	4.51	3.08	-	7	4.7
4	36SE1040C	5.69	3.79	-	3	11.4

c UL us LISTED

Fig. 36F 1 – 45° Elbow

Size in	Part Number	A in	Packing Inner	Packing Master	Weight lb
1/8	36F 1001C	0.42	50	800	0.1
1/4	36F 1002C	0.56	30	480	0.1
3/8	36F 1003C	0.63	50	400	0.1
1/2	36F 1004C	0.78	50	200	0.2
3/4	36F 1006C	0.89	40	160	0.3
1	36F 1010C	1.06	20	80	0.5
1-1/4	36F 1012C	1.22	20	40	0.7
1-1/2	36F 1014C	1.30	8	32	1.0
2	36F 1020C	1.45	12	24	1.7
2-1/2	36F 1024C	1.95	-	15	3.2
3	36F 1030C	2.17	-	10	4.7
4	36F 1040C	2.61	-	3	8.1

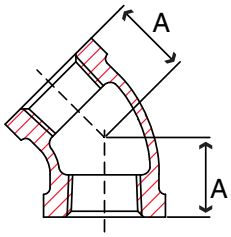

Fig. 36SF1 – 45° Street Elbow

Size in	Part Number	A in	B in	Packing Inner	Packing Master	Weight lb
1/8	36SF1001C	0.42	0.78	70	1120	0.05
1/4	36SF1002C	0.56	0.88	40	640	0.1
3/8	36SF1003C	0.63	0.92	50	600	0.1
1/2	36SF1004C	0.78	1.06	75	300	0.2
3/4	36SF1006C	0.89	1.23	40	160	0.3
1	36SF1010C	1.06	1.40	25	100	0.5
1-1/4	36SF1012C	1.22	1.64	10	40	0.7
1-1/2	36SF1014C	1.30	1.80	10	40	1.0
2	36SF1020C	1.45	2.14	12	24	1.5
2-1/2	36SF1024C	1.95	2.57	5	10	3.0
3	36SF1030C	2.17	3.00	-	6	5.0
4	36SF1040C	2.61	3.70	-	4	8.0

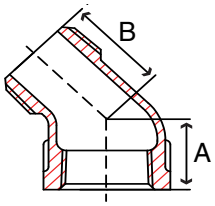

Fig. 36T 1 – Tee

Size in	Part Number	A in	Packing Inner	Packing Master	Weight lb
1/8	36T 1001C	0.54	80	640	0.1
1/4	36T 1002C	0.71	50	400	0.1
3/8	36T 1003C	0.82	30	240	0.2
1/2	36T 1004C	1.01	40	160	0.3
3/4	36T 1006C	1.18	25	100	0.5
1	36T 1010C	1.43	25	50	0.8
1-1/4	36T 1012C	1.69	14	28	1.2
1-1/2	36T 1014C	1.84	15	30	1.6
2	36T 1020C	2.12	-	15	2.7
2-1/2	36T 1024C	2.70	-	10	5.1
3	36T 1030C	3.08	-	6	7.5
4	36T 1040C	3.79	-	2	13.3

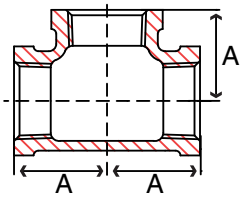

Fig. 36BT1 – Bull Head Tee

Size in	Part Number	A in	B in	C in	Packing Inner	Packing Master	Weight lb
1/2 x 3/4	36BT1004006C	1.11	1.11	1.08	25	100	0.4
3/4 x 1	36BT1006010C	1.31	1.31	1.30	15	60	0.7
1 x 1-1/4	36BT1010012C	1.60	1.60	1.52	8	32	1.1
1 x 1-1/2	36BT1010014C	1.72	1.72	1.55	15	30	1.5

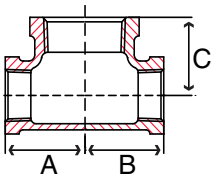

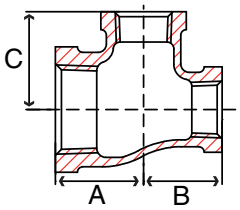

Fig. 36RT1 – Reducing Tee

Size in	Part Number	A in	B in	C in	Packing Inner	Packing Master	Weight lb
3/8 x 1/4	36RT1003002C	0.75	0.75	0.78	40	160	0.2
1/2 x 1/8	36RT1004001C	0.87	0.87	0.87	20	160	0.2
1/2 x 1/4	36RT1004002C	0.87	0.87	0.87	25	200	0.2
1/2 x 3/8	36RT1004003C	0.93	0.93	0.90	25	200	0.3
3/4 x 1/4	36RT1006002C	1.00	1.00	1.00	25	100	0.4
3/4 x 3/8	36RT1006003C	1.00	1.00	1.00	25	100	0.4
3/4 x 1/2	36RT1006004C	1.08	1.08	1.11	25	100	0.5
3/4 x 1/2 x 1/2	36RT1006004004C	1.08	1.01	1.11	25	100	0.4
3/4 x 1/2 x 3/4	36RT1006004006C	1.18	1.11	1.18	20	80	0.5
1 x 1/4	36RT1010002C	1.12	1.12	1.13	20	80	0.5
1 x 3/8	36RT1010003C	1.12	1.12	1.13	15	60	0.6
1 x 1/2	36RT1010004C	1.20	1.20	1.24	15	60	0.6
1 x 1/2 x 3/4	36RT1010004006C	1.30	1.11	1.31	20	80	0.6
1 x 1/2 x 1	36RT1010004010C	1.43	1.24	1.43	15	60	0.8
1 x 3/4	36RT1010006C	1.30	1.18	1.31	15	60	0.8
1 x 3/4 x 1/2	36RT1010006004C	1.20	1.08	1.24	20	80	0.6
1 x 3/4 x 3/4	36RT1010006006C	1.30	1.18	1.31	15	60	0.7
1 x 3/4 x 1	36RT1010006010C	1.43	1.31	1.43	15	60	0.8
1-1/4 x 1/2	36RT1012004C	1.29	1.29	1.41	20	40	0.8
1-1/4 x 3/4	36RT1012006C	1.39	1.39	1.48	20	40	0.9
1-1/4 x 1	36RT1012010C	1.52	1.52	1.60	20	40	1.2
1-1/4 x 1 x 1/2	36RT1012010004C	1.39	1.30	1.48	20	40	0.8
1-1/2 x 1/2	36RT1014004C	1.32	1.32	1.53	18	36	1.2
1-1/2 x 3/4	36RT1014006C	1.42	1.42	1.60	15	30	1.3
1-1/2 x 1	36RT1014010C	1.55	1.55	1.72	15	30	1.2
1-1/2 x 1-1/4	36RT1014012C	1.72	1.72	1.81	12	24	1.7
1-1/2 x 1-1/4 x 1	36RT1014012010C	1.55	1.52	1.72	15	30	1.2
1-1/2 x 1-1/4 x 1-1/2	36RT1014012014C	1.84	1.81	1.84	12	24	1.5
2 x 1/2	36RT1020004C	1.47	1.47	1.84	12	24	1.8
2 x 3/4	36RT1020006C	1.47	1.47	1.84	12	24	1.9
2 x 1	36RT1020010C	1.59	1.59	1.95	10	20	2.0
2 x 1-1/4	36RT1020012C	1.77	1.77	2.04	8	16	2.2
2 x 1-1/2	36RT1020014C	1.89	1.89	2.07	8	16	2.6
2-1/2 x 1-1/4	36RT1024012C	2.04	2.04	2.45	-	10	3.2
2-1/2 x 1-1/2	36RT1024014C	2.16	2.16	2.51	-	10	3.8
2-1/2 x 2	36RT1024020C	2.39	2.39	2.60	-	10	4.2
3 x 3/4	36RT1030006C	1.87	1.87	2.61	-	6	4.1
3 x 1	36RT1030010C	2.00	2.00	2.66	-	6	4.5
3 x 1-1/4	36RT1030012C	2.17	2.17	2.74	-	6	4.7
3 x 1-1/2	36RT1030014C	2.29	2.29	2.80	-	6	4.9
3 x 2	36RT1030020C	2.52	2.52	2.89	-	6	3.7
3 x 2-1/2	36RT1030024C	2.83	2.83	2.99	-	6	5.5
4 x 1	36RT1040010C	2.27	2.27	3.32	-	4	5.9
4 x 1-1/4	36RT1040012C	2.41	2.41	3.32	-	4	6.7
4 x 1-1/2	36RT1040014C	2.51	2.51	3.32	-	4	8.3
4 x 2	36RT1040020C	2.74	2.74	3.41	-	3	7.6
4 x 3	36RT1040030C	3.30	3.30	3.60	-	3	10.5

c UL us LISTED

Fig. 36X 1 – Cross

Size in	Part Number	A in	Packing Inner	Packing Master	Weight lb
1/8	36X 1001C	0.54	20	320	0.1
1/4	36X 1002C	0.71	40	320	0.2
3/8	36X 1003C	0.82	40	160	0.1
1/2	36X 1004C	1.01	30	120	0.4
3/4	36X 1006C	1.18	20	80	0.7
1	36X 1010C	1.43	20	40	1.0
1-1/4	36X 1012C	1.69	-	20	1.6
1-1/2	36X 1014C	1.84	-	18	2.1
2	36X 1020C	2.12	-	10	3.2
2-1/2	36X 1024C	2.70	-	6	5.5
3	36X 1030C	3.08	-	4	8.2
4	36X 1040C	3.79	-	2	13.5

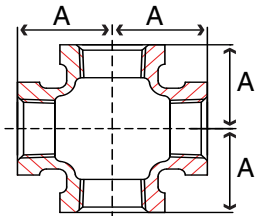

Fig. 36C 1 – Cap

Size in	Part Number	A in	Packing Inner	Packing Master	Weight lb
1/8	36C 1001C	0.53	120	1920	0.03
1/4	36C 1002C	0.63	80	1280	0.06
3/8	36C 1003C	0.68	60	720	0.1
1/2	36C 1004C	0.80	75	600	0.1
3/4	36C 1006C	0.90	40	320	0.1
1	36C 1010C	1.08	25	200	0.3
1-1/4	36C 1012C	1.12	25	100	0.5
1-1/2	36C 1014C	1.17	25	100	0.6
2	36C 1020C	1.36	18	72	0.9
2-1/2	36C 1024C	1.70	20	40	1.9
3	36C 1030C	1.80	12	24	2.7
4	36C 1040C	2.08	6	12	4.4
6	36C 1060C	2.50	6	6	10.0

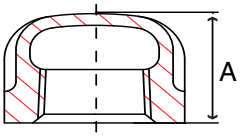

Fig. 36U 1 – Union

Size in	Part Number	A in	Packing Inner	Packing Master	Weight lb
1/8	36U 1001C	1.34	30	480	0.1
1/4	36U 1002C	1.45	20	240	0.2
3/8	36U 1003C	1.60	20	160	0.3
1/2	36U 1004C	1.60	40	160	0.5
3/4	36U 1006C	1.80	40	80	0.7
1	36U 1010C	2.00	30	60	1.1
1-1/4	36U 1012C	2.07	20	40	1.6
1-1/2	36U 1014C	2.33	15	30	2.0
2	36U 1020C	2.53	10	20	3.2
2-1/2	36U 1024C	3.33	-	10	5.3
3	36U 1030C	3.60	-	7	6.9
4	36U 1040C	3.80	-	4	12.0

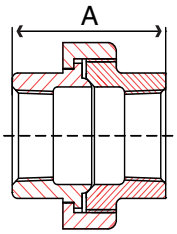

*Fig. 36LN1 – Lock Nut**

Size in	Part Number	A in	B in	Packing Inner	Packing Master	Weight lb
1/8	36LN1001C	0.21	0.74	250	4000	0.02
1/4	36LN1002C	0.26	0.85	125	2000	0.03
3/8	36LN1003C	0.30	1.05	125	1500	0.04
1/2	36LN1004C	0.38	1.25	100	800	0.08
3/4	36LN1006C	0.40	1.50	60	480	0.1
1	36LN1010C	0.50	1.88	40	320	0.1
1-1/4	36LN1012C	0.50	2.15	30	240	0.2
1-1/2	36LN1014C	0.53	2.56	45	180	0.2
2	36LN1020C	0.57	3.10	25	100	0.4
2-1/2	36LN1024C	0.72	4.00	14	56	1.1

*NPSL Threads

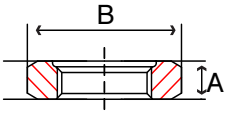

c UL us LISTED

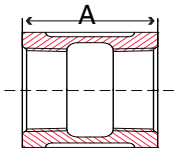

Fig. 36CP1 – Coupling

Size in	Part Number	A in	Packing Inner	Packing Master	Weight lb
1/8	36CP1001C	0.80	70	1120	0.1
1/4	36CP1002C	0.97	40	640	0.1
3/8	36CP1003C	1.05	50	600	0.1
1/2	36CP1004C	1.29	40	320	0.1
3/4	36CP1006C	1.43	50	200	0.2
1	36CP1010C	1.68	25	100	0.4
1-1/4	36CP1012C	1.86	20	80	0.6
1-1/2	36CP1014C	1.92	12	48	0.8
2	36CP1020C	2.20	12	24	1.3
2-1/2	36CP1024C	2.88	8	16	2.6
3	36CP1030C	3.18	8	16	3.7
4	36CP1040C	3.69	-	6	5.8

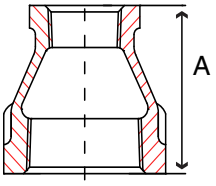

Fig. 36RC1 – Reducing Coupling

Size in	Part Number	A in	Packing Inner	Packing Master	Weight lb
1/4 x 1/8	36RC1002001C	0.88	50	600	0.08
3/8 x 1/8	36RC1003001C	0.92	35	420	0.1
3/8 x 1/4	36RC1003002C	1.01	40	480	0.1
1/2 x 1/8	36RC1004001C	1.13	50	400	0.1
1/2 x 1/4	36RC1004002C	1.13	50	400	0.1
1/2 x 3/8	36RC1004003C	1.17	40	320	0.1
3/4 x 1/8	36RC1006001C	1.24	35	280	0.1
3/4 x 1/4	36RC1006002C	1.24	30	240	0.2
3/4 x 3/8	36RC1006003C	1.24	50	200	0.2
3/4 x 1/2	36RC1006004C	1.36	60	240	0.2
1 x 1/4	36RC1010002C	1.49	45	180	0.3
1 x 3/8	36RC1010003C	1.49	30	120	0.4
1 x 1/2	36RC1010004C	1.49	30	120	0.3
1 x 3/4	36RC1010006C	1.56	25	100	0.4
1-1/4 x 1/2	36RC1012004C	1.65	25	100	0.6
1-1/4 x 3/4	36RC1012006C	1.65	25	100	0.6
1-1/4 x 1	36RC1012010C	1.77	15	60	0.5
1-1/2 x 1/2	36RC1014004C	1.8	15	60	0.7
1-1/2 x 3/4	36RC1014006C	1.8	15	60	0.8
1-1/2 x 1	36RC1014010C	1.8	15	60	0.6
1-1/2 x 1-1/4	36RC1014012C	1.89	12	48	0.9
2 x 1/2	36RC1020004C	2.03	12	48	1.2
2 x 3/4	36RC1020006C	2.03	12	48	1.2
2 x 1	36RC1020010C	2.03	12	48	0.9
2 x 1-1/4	36RC1020012C	2.03	14	28	1.3
2 x 1-1/2	36RC1020014C	2.06	12	24	1.0
2-1/2 x 1	36RC1024010C	3.25	-	25	2.0
2-1/2 x 1-1/4	36RC1024012C	3.25	-	25	2.2
2-1/2 x 1-1/2	36RC1024014C	3.25	-	25	2.2
2-1/2 x 2	36RC1024020C	3.25	-	25	2.4
3 x 1	36RC1030010C	3.69	-	20	2.5
3 x 1-1/4	36RC1030012C	3.69	-	20	2.1
3 x 1-1/2	36RC1030014C	3.69	-	20	2.3
3 x 2	36RC1030020C	3.69	-	20	3.6
3 x 2-1/2	36RC1030024C	3.69	-	12	3.9
4 x 2	36RC1040020C	4.38	-	10	6.0
4 x 2-1/2	36RC1040024C	4.38	-	10	5.9
4 x 3	36RC1040030C	4.38	-	6	6.5

c UL us LISTED

Fig. 36HB1 – Hex Bushing

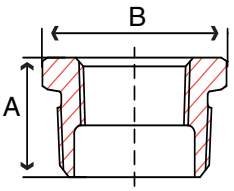

Size in	Part Number	A in	B in	Hex	Packing Inner	Packing Master	Weight lb
1/4 x 1/8	36HB1002001C	0.65	0.66	Out	120	1920	0.02
3/8 x 1/8	36HB1003001C	0.70	0.70	Out	75	1200	0.05
3/8 x 1/4	36HB1003002C	0.70	0.73	Out	75	1200	0.04
1/2 x 1/8	36HB1004001C	0.81	0.90	Out	100	800	0.10
1/2 x 1/4	36HB1004002C	0.81	0.90	Out	100	800	0.09
1/2 x 3/8	36HB1004003C	0.81	0.90	Out	100	800	0.07
3/4 x 1/8	36HB1006001C	0.88	1.18	Out	50	600	0.1
3/4 x 1/4	36HB1006002C	0.93	1.18	Out	40	480	0.1
3/4 x 3/8	36HB1006003C	0.93	1.18	Out	50	600	0.1
3/4 x 1/2	36HB1006004C	0.93	1.18	Out	40	480	0.1
1 x 1/4	36HB1010002C	1.13	1.12	In	50	400	0.2
1 x 3/8	36HB1010003C	1.13	1.12	In	50	400	0.2
1 x 1/2	36HB1010004C	1.10	1.44	Out	40	320	0.2
1 x 3/4	36HB1010006C	1.10	1.44	Out	40	360	0.2
1-1/4 x 1/2	36HB1012004C	1.18	1.80	In	30	120	0.3
1-1/4 x 3/4	36HB1012006C	1.18	1.80	Out	30	120	0.4
1-1/4 x 1	36HB1012010C	1.18	1.80	Out	30	120	0.3
1-1/2 x 1/4	36HB1014002C	1.27	1.15	In	25	100	0.4
1-1/2 x 3/8	36HB1014003C	1.30	1.34	Out	25	100	0.4
1-1/2 x 1/2	36HB1014004C	1.27	1.34	In	25	100	0.4
1-1/2 x 3/4	36HB1014006C	1.27	1.63	In	25	100	0.4
1-1/2 x 1	36HB1014010C	1.19	2.04	Out	25	100	0.5
1-1/2 x 1-1/4	36HB1014012C	1.19	2.04	Out	25	100	0.4
2 x 1/2	36HB1020004C	1.35	1.36	In	20	80	0.6
2 x 3/4	36HB1020006C	1.35	1.65	In	20	80	0.7
2 x 1	36HB1020010C	1.35	2.00	In	20	80	0.7
2 x 1-1/4	36HB1020012C	1.35	2.50	Out	20	80	0.8
2 x 1-1/2	36HB1020014C	1.35	2.55	Out	20	80	0.8
2-1/2 x 1/2	36HB1024004C	1.64	3.15	Out	15	60	1.2
2-1/2 x 3/4	36HB1024006C	1.58	1.65	In	15	60	1.1
2-1/2 x 1	36HB1024010C	1.58	2.00	In	12	48	1.1
2-1/2 x 1-1/4	36HB1024012C	1.60	2.39	In	12	48	1.2
2-1/2 x 1-1/2	36HB1024014C	1.52	2.70	In	12	48	1.3
2-1/2 x 2	36HB1024020C	1.62	3.15	Out	12	48	1.1
3 x 1/2	36HB1030004C	1.60	1.35	In	12	48	1.9
3 x 3/4	36HB1030006C	1.70	1.65	In	10	40	1.9
3 x 1	36HB1030010C	1.60	2.00	In	12	48	1.6
3 x 1-1/4	36HB1030012C	1.70	2.40	In	10	40	1.7
3 x 1-1/2	36HB1030014C	1.70	2.70	In	12	48	1.8
3 x 2	36HB1030020C	1.70	3.55	Out	6	24	2.3
3 x 2-1/2	36HB1030024C	1.70	3.90	Out	6	24	2.1
4 x 1-1/2	36HB1040014C	1.80	2.70	In	-	20	3.4
4 x 2	36HB1040020C	1.80	3.30	In	-	20	3.6
4 x 2-1/2	36HB1040024C	2.10	4.75	Out	-	20	3.9
4 x 3	36HB1040030C	2.10	4.75	Out	-	20	4.2

Bushings may have hexagon or octagon heads.

Fig. 36SS1 – Square Head Solid Plug

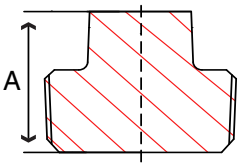

Size in	Part Number	A in	Packing Inner	Packing Master	Weight lb
1/8	36SS1001C	0.65	300	4800	0.02
1/4	36SS1002C	0.75	150	2400	0.03
3/8	36SS1003C	0.85	100	1600	0.06
1/2	36SS1004C	1.00	50	800	0.1
3/4	36SS1006C	1.15	30	360	0.1
1	36SS1010C	1.30	20	240	0.3
1-1/4	36SS1012C	1.40	40	160	0.6
1-1/2	36SS1014C	1.50	30	120	0.8
2	36SS1020C	1.60	20	80	1.2
2-1/2	36SS1024C	1.85	16	64	2.3
3	36SS1030C	1.95	16	32	4.0
4	36SS1040C	2.30	8	16	6.8

c UL us LISTED

Fig. 36SC1 – Square Head Cored Plug

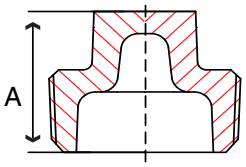

Size in	Part Number	A in	Packing Inner	Packing Master	Weight lb
1/2	36SC1004C	1.00	50	800	0.1
3/4	36SC1006C	1.15	30	360	0.1
1	36SC1010C	1.30	20	240	0.2
1-1/4	36SC1012C	1.40	40	160	0.3
1-1/2	36SC1014C	1.50	30	120	0.5
2	36SC1020C	1.60	20	80	0.7
2-1/2	36SC1024C	1.85	16	64	1.0
3	36SC1030C	1.95	16	32	2.0
4	36SC1040C	2.30	8	16	3.6

Fig. 36CS1 – Countersunk Square Plug

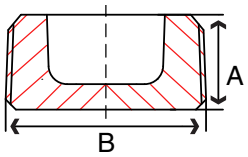

Size in	Part Number	A in	B in	Packing Inner	Packing Master	Weight lb
1/2	36CS1004C	0.54	0.38	50	800	0.05
3/4	36CS1006C	0.55	0.50	30	480	0.1
1	36CS1010C	0.69	0.50	20	320	0.2
1-1/4	36CS1012C	0.71	0.75	40	320	0.3
1-1/2	36CS1014C	0.73	0.75	30	240	0.5
2	36CS1020C	0.76	0.88	20	160	0.8
2-1/2	36CS1024C	1.07	1.12	16	64	1.2
3	36CS1030C	1.13	1.38	16	32	2.5
4	36CS1040C	1.22	2.00	8	16	3.7

Fig. 36FF1 – Floor Flange

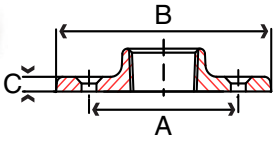

Size in	Part Number	A in	B in	C in	Packing Inner	Packing Master	Weight lb
1/4	36FF1002C	2.00	2.80	0.31	50	200	0.3
3/8	36FF1003C	2.00	2.80	0.31	50	200	0.3
1/2	36FF1004C	2.00	2.95	0.25	50	200	0.7
3/4	36FF1006C	2.45	3.35	0.30	30	120	0.8
1	36FF1010C	2.70	3.70	0.30	20	80	1.1
1-1/4	36FF1012C	3.00	3.95	0.30	15	60	1.1
1-1/2	36FF1014C	3.35	4.30	0.33	12	48	1.5
2	36FF1020C	4.25	5.60	0.33	8	32	2.4

SCI ProPak™ System

Fig. 16TH1 – Class 150 Threaded Flange

Size in	Part Number	Hole Size	Number of holes	A in	B in	C in	Packing	Weight lb
1/2	16TH1004	5/8	4	3.50	2.38	0.59	50	0.7
3/4	16TH1006	5/8	4	3.88	2.75	0.62	40	1.0
1	16TH1010	5/8	4	4.25	3.12	0.69	30	1.3
1-1/4	16TH1012	5/8	4	4.62	3.50	0.81	20	1.6
1-1/2	16TH1014	5/8	4	5.00	3.88	0.88	15	2.1
2	16TH1020	3/4	4	6.00	4.75	1.00	10	3.5
2-1/2	16TH1024	3/4	4	7.00	5.50	1.12	5	5.4
3	16TH1030	3/4	4	7.50	6.00	1.19	4	6.5
4	16TH1040	3/4	8	9.00	7.50	1.31	3	9.9
6	16TH1060	7/8	8	11.0	9.50	1.56	2	17.0

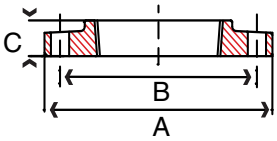

Fig. 16BL1 – Class 150 Blind Flange
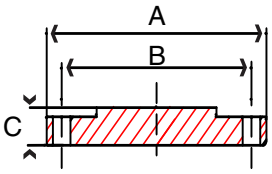
Size in	Part Number	Hole Size	Number of holes	A in	B in	C in	Packing	Weight lb
3/4	16BL1006	5/8	4	3.88	2.75	0.62	30	1.0
1	16BL1010	5/8	4	4.25	3.12	0.69	25	1.7
1-1/4	16BL1012	5/8	4	4.62	3.50	0.81	20	2.5
1-1/2	16BL1014	5/8	4	5.00	3.88	0.88	15	3.0
2	16BL1020	3/4	4	6.00	4.75	1.00	10	5.5
2-1/2	16BL1024	3/4	4	7.00	5.50	1.12	8	8.5
3	16BL1030	3/4	4	7.50	6.00	1.19	5	10.5
4	16BL1040	3/4	8	9.00	7.50	1.31	3	16.5
6	16BL1060	7/8	8	11.0	9.50	1.56	2	32.5